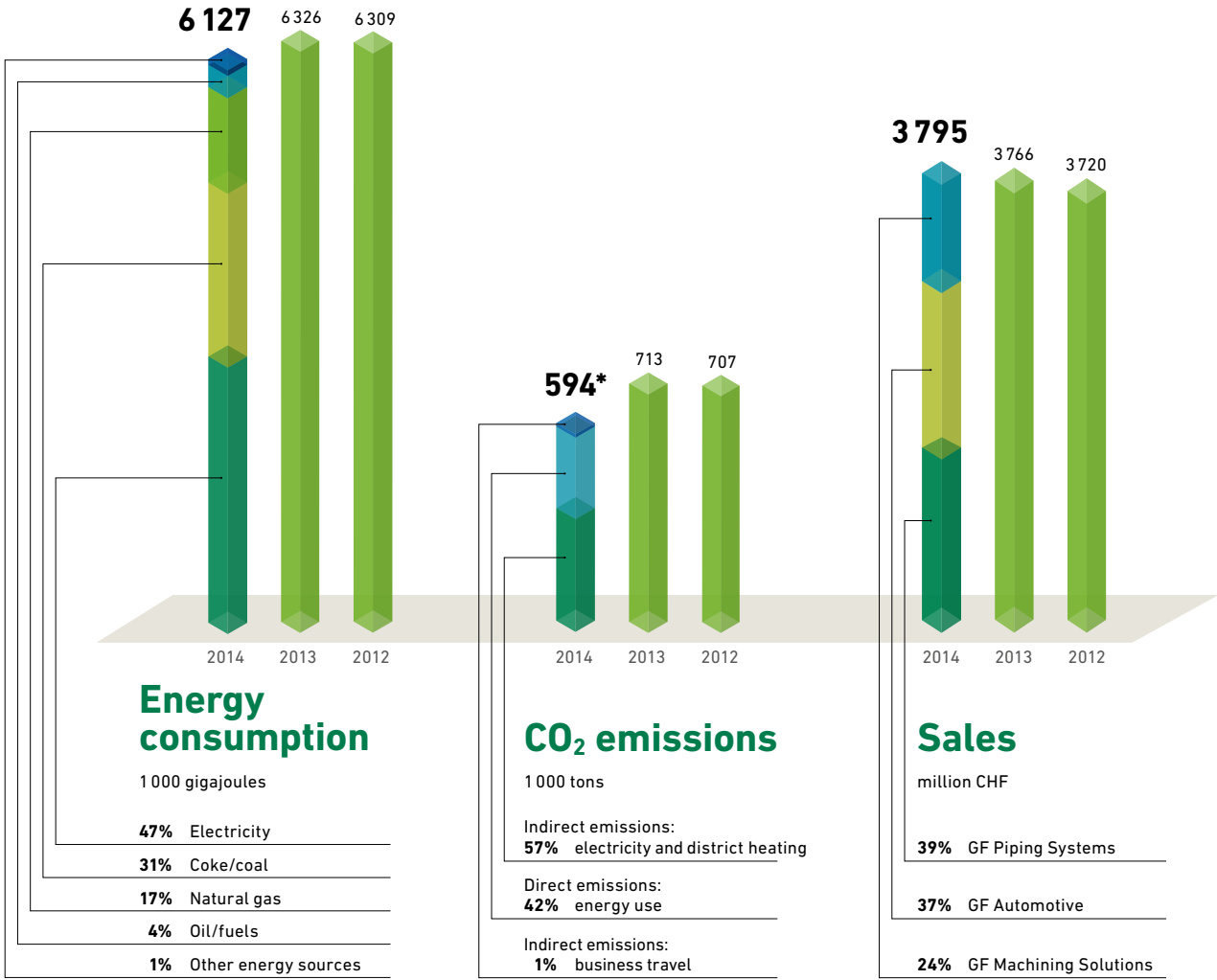


# Reliable for you

Sustainability Report 2014



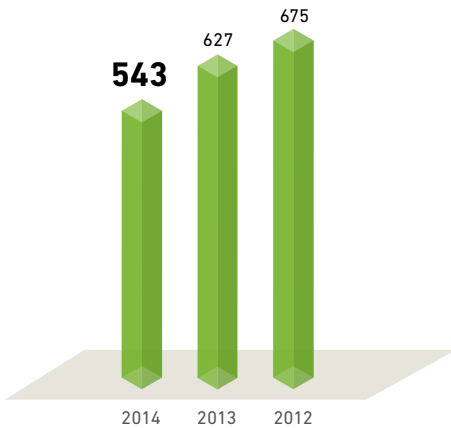
# Key Figures



\* The indirect CO<sub>2</sub> emissions decreased mainly due to the purchase of hydro power certificates by the division GF Piping Systems.

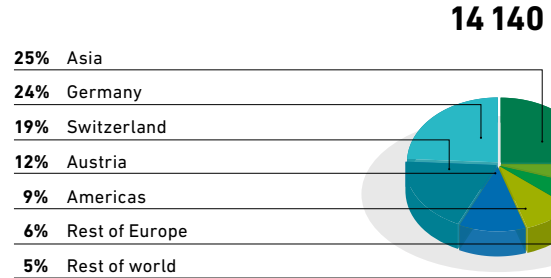
## Accidents

number



## Employees

by region (in %)



## 506 apprentices

In 2014 GF offered a total of 506 positions, of which 209 were in Switzerland, for training apprentices in various technical or commercial professions.

# Sustainability is high in our agenda



Dear Reader

Sustainability is part and parcel of the GF business model. I am therefore pleased that GF made further progress regarding this topic in 2014. GF Piping Systems ensures for its customers pipe networks free of leaks and contamination. GF Automotive provides light-weight components which minimize vehicle weight and lower CO<sub>2</sub> emissions. And GF Machining Solutions makes production processes more economical and efficient with its high-precision machine tools.

Needless to say, we embed sustainability in our operations. In this respect, we further implemented several worldwide sustainability initiatives which, despite increased sales and a higher production volume, allowed us to significantly improve key ratios such as energy, water consumption and CO<sub>2</sub> emissions.

The accident rate in 2014 is the lowest of the last five years. We will certainly not relax our efforts to significantly reduce it in the future. Every accident is one too many.

At GF, we do our utmost to remain an attractive company, employing over 500 apprentices and as such offering many young people a starting point in their careers.

Thank you for your interest in GF.

Yves Serra  
President and CEO



# Review

## Clean Water supports drinking water projects

For more than ten years, GF's Clean Water foundation supports numerous projects towards a sustainably improved water treatment. To date, Clean Water has supported 124 projects worldwide with over CHF 8.5 million. One example is a joint project with Caritas Switzerland which provided about 2700 inhabitants of the region Muminabad in Tajikistan with access to clean drinking water. Together with the local population, Caritas Switzerland has installed water distribution systems which sustainably improve the quality of drinking water in the village. The targeted help towards self-help, which includes also training for the locals in water and hygiene questions, secures the careful use of the precious resource also in the future.

More information: [www.cleanwater.ch](http://www.cleanwater.ch)



## Clean drinking water for Polish city



The transport line leads right through the city center.

Outdated piping systems often cause problems such as contaminations in drinking water. This is why the city of Lublin (Poland) decided to renew a part of their old steel piping system with an installation technology of GF Piping Systems. The durable and environmentally-friendly system secures a reliable, economical and sustainable water supply also in the future. With durable polyethylene pipes and innovative jointing technology, GF contributes to the safe water supply for 150 000 inhabitants and next generations.

## Measures for energy savings in the USA

By improving the heat exchanger system and by using machines with higher energy efficiency, GF Harvel in Little Rock (USA) saves 2 million kWh electricity per year – enough energy to supply 2 000 households. Thanks to the use of more efficient injection molding machines the company has trimmed its energy costs by nearly USD 60 000 per year. These measures do, however, not only help reduce costs but make a valuable contribution to environmental protection.

## Expert exchange on water treatment



International experts at the "Water Technology Summit", organized by GF Piping Systems.

In September, the first GF Water Technology Summit took place under the title "Taking care of earth's fresh water resources" at Klostergut Paradies in Schlatt (Switzerland). About 50 international experts from more than a dozen countries addressed the current market situation, new technologies and innovative process concepts on water treatment. In the future, the summit will be held annually in order to provide customers and experts with an international platform for exchanging know-how and experiences.

## Joining the "Blue Competence" initiative

GF Machining Solutions has joined the Blue Competence Machine Tools initiative in October. As a partner of this initiative, GF Machining Solutions commits itself to the common sustainability codex and fulfills the sustainability criteria in all phases of the product life cycle. Nearly 400 international companies from the plant and mechanical engineering industry are already members of the initiative which contributes to the achievement of the EU's climate and energy targets.

## Funding for new production line



Handing over of the funding agreement at GF Automotive in Singen.

GF Automotive in Singen (Germany) currently establishes a new resource-saving production line for lightweight casting parts. It is about to be finished in summer 2015 and helps to avoid 11 000 tons of CO<sub>2</sub>-emissions every year. Rita Schwarzelühr-Sutter, parliamentary state secretary of the German Federal Environment Ministry, handed over the funding agreement with EUR 5 million to GF. The Ministry promotes this innovative and environmentally friendly production line as part of its Environmental Innovation Program.

## Efficiency award for Herzogenburg

In July, GF Automotive in Herzogenburg (Austria) won the renowned energy efficiency award Helios. The price was awarded by the Economic Chamber of Lower Austria and honors the modernization of the division's foundry in Herzogenburg which saves 2.5 million kWh of energy and 650 tons of CO<sub>2</sub> per year. These savings result from connecting the circuit cooling process with the machining workshop via a heat exchanger. The redirected heat-flow is used for the heating functions needed at the workshop.



# Environmental performance indicators

	Unit	2014	2013	2012	2011	2010
<b>Energy</b>						
Total energy consumption	1 000 GJ	6 127	6 326	6 309	6 871	6 325
Electricity	1 000 GJ	2 900	3 015	2 957	2 999	2 760
Natural gas	1 000 GJ	1 042	1 195	1 200	1 446	1 475
Coke/coal	1 000 GJ	1 922	1 853	1 918	2 164	1 864
Oil/fuels	1 000 GJ	230	229	210	241	210
Other energy sources	1 000 GJ	32	34	24	21	16
<b>CO<sub>2</sub> emissions</b>						
Total CO <sub>2</sub> emissions	1 000 tons	594*	713	707	738	668
Scope 1 (Direct emissions: energy consumption)	1 000 tons	248	250	255	293	265
Scope 2 (Indirect emissions: electricity and district heating)	1 000 tons	338	455	445	437	395
Scope 3 (Indirect emissions: business travel)	1 000 tons	8	8	8	8	8
<b>Air emissions</b>						
Nitrogen oxides (NO <sub>x</sub> )	1 000 tons	1.15	1.35	1.33	1.36	1.21
Sulphur oxides (SO <sub>x</sub> )	1 000 tons	2.27	2.62	2.65	2.77	2.45
Methane (CH <sub>4</sub> )	1 000 tons	0.72	1.04	0.98	0.93	0.83
Volatile organic compounds (VOC)	1 000 tons	0.16	0.18	0.18	0.20	0.19
VOC from production processes	1 000 tons	0.08	0.08	0.08	0.09	0.10
<b>Water and wastewater</b>						
Total water consumption	1 000 m <sup>3</sup>	2 749	2 841	2 835	2 867	2 779
Water from public supply	1 000 m <sup>3</sup>	608	639	630	637	533
Cooling/industrial water from own supply	1 000 m <sup>3</sup>	2 142	2 202	2 205	2 230	2 246
Wastewater volume	1 000 m <sup>3</sup>	850	868	874	948	888
<b>Waste and recycling</b>						
Total waste	1 000 tons	315	324	314	391	321
Normal waste, recycling	1 000 tons	251	269	248	319	233
Normal waste, landfill, or incineration	1 000 tons	43	36	45	47	67
Hazardous waste	1 000 tons	21	19	21	25	21
Hazardous waste, recycling	1 000 tons	15	13	14	17	13
Hazardous waste, storage or incineration	1 000 tons	6	6	7	8	8
<b>Monetary values</b>						
Expenditure on environmental protection	million CHF	14	14	20	17	15
Energy costs	million CHF	134	146	140	152	138
Water and wastewater costs	million CHF	3	4	3	4	4
Waste disposal costs and recycling credits	million CHF	9	8	5	3	4

The environmental performance indicators include all GF production companies.

\* The CO<sub>2</sub> emissions (Scope 2) decreased mainly due to the purchase of hydro power certificates by the division GF Piping Systems.

## Social performance indicators

	Unit	2014	2013	2012	2011	2010
<b>Employees</b>						
Headcount	Number	14 140	14 066	13 412	13 606	12 908
Female employees	Number	2 305	2 275	2 165	2 109	2 016
	%	16.3	16.3	16.1	15.5	15.2
Women on management boards	Number	74	73	75	68	64
	%	11.8	11.7	12.1	11.1	10.4
Departures, total	Number	1 642	1 692	1 363	1 416	1 686
Departures unwanted by GF	Number	519	475	514	516	370
Employee fluctuation, total	%	11.6	12.1	10.2	10.4	13.1
Employee fluctuation, unwanted by GF	%	3.7	3.4	3.8	3.8	2.9
Part-time employees	Number	307	324	311	335	303
	%	2.2	2.3	2.3	2.5	2.3
Employees with disabilities	Number	279	264	247	240	239
	%	2.0	1.9	1.8	1.8	1.8
Employee surveys	Number of employees surveyed	7 400	6 700	6 500	11 400	5 200
	Number of companies	44	46	52	73	40
Investigated incidents of discrimination	Number	0	0	0	4	0
<b>Training and professional development</b>						
Training and professional development	Number	10 900	10 700	11 000	10 800	8 600
	%	77	76	82	79	67
"Off the job" training days	Number	36 700	32 400	33 800	33 300	25 500
	Days per employee	2.6	2.3	2.5	2.4	2
Student interns	Number	194	219	152	133	156
Apprentices	Number	506	476	455	478	468
<b>Health and safety</b>						
Work-related accidents involving injury	Number	543	627	675	818	765
Accident rate	Per 1 000 employees	39	45	50	61	60
Fatalities, work-related	Number	1	6	0	1	0
Absence days due to work-related accidents or illness	Number	7 800	10 600	10 500	10 400	11 900
	Number (% of total working days)	0.24	0.32	0.33	0.32	0.39
Absence days, work-related and non-work-related	Number	124 000	139 000	146 000	143 000	140 000
	Number (% of total working days)	3.8	4.2	4.6	4.4	4.6
<b>Community</b>						
Order volume from workshops employing disabled people	million CHF	2.7	2.5	3.0	3.5	2.6
Charitable donations	million CHF	2.8	2.2	2.2	2.2	1.7

The social performance indicators include all GF companies with ten or more employees.

Georg Fischer Ltd  
Amsler-Laffon-Strasse 9  
8201 Schaffhausen  
Switzerland

Phone: +41 (0) 52 631 11 11  
www.georgfischer.com

**Further information and contacts:**

GF publishes a full sustainability report every two years.  
The next report will be published in 2016.

**Corporate Sustainability**

**Manfred Leyrer**

Phone: +41 (0) 52 631 22 21  
Fax: +41 (0) 52 631 28 16  
manfred.leyrer@georgfischer.com

**Corporate Communications**

**Beat Römer**

Phone: +41 (0) 52 631 26 77  
Fax: +41 (0) 52 631 28 63  
beat.roemer@georgfischer.com

**Disclaimer**

The statements in this publication relating to matters that are not historical facts are forward-looking statements that are not guarantees of future performance and involve risks, uncertainties and other factors beyond the control of the company.

Cover: employee of Georg Fischer Ltd

**Publisher's information**

**Published by:** Georg Fischer Ltd  
**Edited by:** Georg Fischer Ltd, Corporate Development  
**Designed by:** Rembrandt AG, St. Gallen  
**Cover Photo by:** Patrick Wack  
**All other photos:** Georg Fischer Ltd

